

SPRINT



okamura

Creating a More Agile Team

Can your office adapt to rapid social change and quickly create new ideas?
 Given the inherent limits to individual increases in efficiency, it's necessary to improve teamwork.
 Okamura has envisioned a new way to accelerate teamwork.
 Welcome to workplace efficiency redefined for a new era.

Agile X Team

Don't just choose a space that matches your working style – create it.

In conventional offices, workers all use the same meeting rooms. But "workstyle reforms" and working from home policies have significantly transformed the way we work. As workers' values become more diverse, what should the office of the future look like? Okamura believes that workers creating ideas in person through teamwork will define the next era of office work.

Accelerating your team: Three keywords, all in one space

Creating a team that can achieve the best output as quickly as possible requires three keywords:
 (1) "Flexible": optimizing work environment according to content and number of participants,
 (2) "Quick": sharing ideas on the spot and
 (3) "Stock": visualizing the brainstorming process to prevent lapses in understanding.
 Achieving teamwork through these three concepts will provide most efficient, fastest and most optimal results.

Flexible



Freely move to match the purpose

Quick



Immediately express ideas

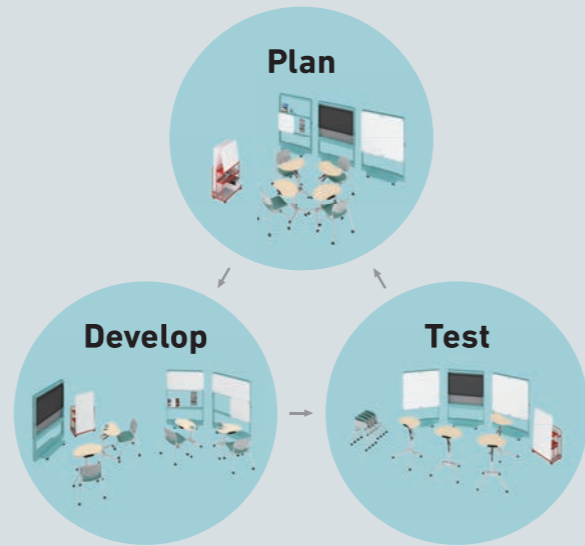
Stock



Stock and preserve the meeting content



Create new insights through a positive cycle:
 (1) "Plan": evolve and improve individual ideas through discussion,
 (2) "Develop": convert those ideas into a tangible form and
 (3) "Test": assess the idea together to discover new insights.
 Fostering an environment where this cycle becomes effortless and continuous will create an optimal team that achieves the best results as quickly as possible.



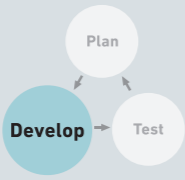
Scene 1 Plan



Workers introduce the ideas they've brought. They look at the ideas objectively.
 When refined by a team, each individual idea can lead to endless possibilities. One after the other, members write their opinions on whiteboards. Even ideas that are still only developing can be saved for use in the next meeting.



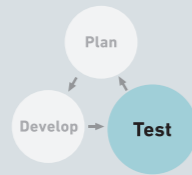
Scene 2 Develop



Members can quickly convert ideas they have into tangible forms. If you try it, you may discover ideas you hadn't thought of before. Working in small groups will improve efficiency and accelerate the speed at which ideas are deepened. Furthermore, addressing errors during the creation process increases output quality.



Scene 3 Test




Ideas that were given tangible form can quickly be reviewed and shared. From data shown on a monitor to drawings and graphs drawn on a board, output can take various forms. In meetings with external participants, they can also give their opinions and objective evaluations. This will generate more vibrant debates and new ideas.



STAND



Board (vertical use)
 The board can be set vertically. Installing the whiteboard vertically is convenient for making records such as meeting minutes.



Board (horizontal use)
 The board can be set horizontally. Installing the whiteboard horizontally is convenient for making schedules and the like.

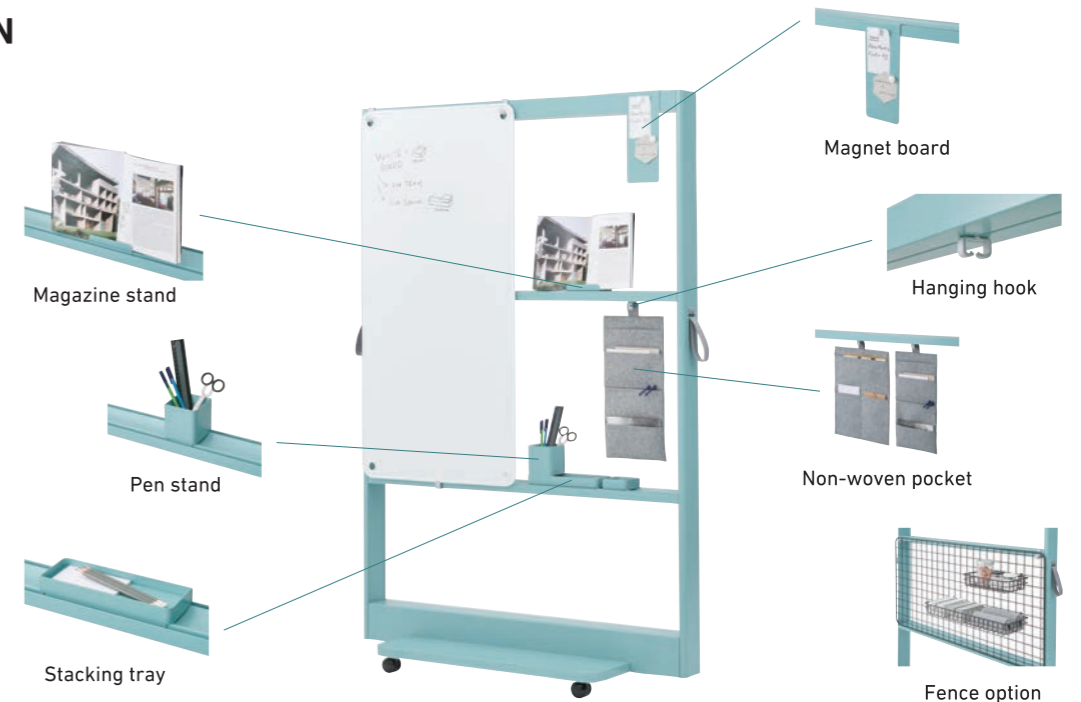


Boards
 The board stand can be used to hang up various kinds of boards, from whiteboards to fence boards, to meet your needs.



Web camera stand (only for monitor stand)
 This can be installed above or below the monitor. When it is installed below the monitor, the height can be adjusted in three steps. 90 mm (3 9/16 inch)

OPTION



WAGON



Storage (Tool wagon/Team wagon)
 The bottom section of the tool wagon can store A4 files horizontally or a room box. The bottom section of the team wagon can store A4 files.



Board stock (Stock wagon/Team wagon)
 This can store boards. The stock wagon can stock up to a total of 12 boards, and the team wagon up to four.



Whiteboard stand (Tool wagon/Team wagon)
 A whiteboard can be stood up on the wagon front. This is convenient for sharing information among the team.

LINE UP

STAND



Board STAND



Monitor STAND



Hanger STAND

Option for Board STAND



Board Hook Set



Hanging Hook



Magnet board



Magazine Stand



Pen Stand



Stacking Tray L



Stacking Tray S




Tool Box



Felt Pocket L / Felt Pocket S

Board




White-Board
Fence-Board
Felt-Screen
Acrylic-Board

600 x 1200
(23 5/8 x 47 1/4)
600 x 600
(23 5/8 x 23 5/8)
*mm(inch)

Option for Fence-Board



Hook



Wire Basket L / Wire Basket S

Option for Monitor STAND



Web Camera Stand

LINE UP

WAGON



Team WAGON



Tool WAGON



Stock WAGON

Body colors (stands and wagons)

Frame legs



Z721
Neo Black

ZC03
Neo White

Frame legs (satin finish)



ZH15
Dark Gray

ZH14
Sage

ZH12
Dark Green

ZH13
Yellow

ZH11
Orange Red

Runa



Risefit III



repiroue



okamura